



Illinois Fertilizer & Chemical Association

14171 Carole Drive, Bloomington, IL 61705 • PH: (309) 827-2774 • Fax: (309) 827-2779 • www.ifca.com

September 13, 2019

IFCA 2019 DICAMBA SURVEY RESULTS

On August 30, 2019 IFCA sent a survey, via Survey Monkey, to our retail members (175 individual organizations with a total of 300 satellite ag retail locations that provide commercial application services) to assess their experience with dicamba use on soybean in the 2019 crop season. We had also surveyed our members on dicamba use in 2017 and 2018 and shared those survey results with interested parties.

We have compiled the results of the 2019 survey and they are attached. We received 238 responses to the survey, double the response rate of the surveys we sent out in 2017 and 2018. Some respondents provided input on behalf of their entire company and many branch location personnel also responded.

Because Illinois has four distinct growing regions (north, south, east-central and west) and each region has a slightly different climate and soil types, we broke down the survey results by region, and also in a compiled format for all regions. It was important to evaluate some responses by region, particularly when it came to questions we asked about the % of soybean traits planted in each region, and assessment of the impact on non DT soybeans in each region.

The IFCA Board has evaluated the survey results. The main take-aways from the survey are:

1. There is overwhelming support for the establishment of a cut-off date in 2020;
2. When we gave retailers options on a cut-off date, 45% opted for June 20 but 55% opted for an earlier date including nearly 20% for use in pre-emerge only.
3. The retailers want a decision to be made on any label changes as soon as possible and by end of October was the majority response;

4. There is concern this year that dicamba symptomology may cause yield impact on affected soybeans; this varies some by region but on average retailers were concerned that 40% of the impacted non DT fields may have some yield loss that could attributed to dicamba symptoms;
5. Retailers also reported issues with product performance in 2019; nearly 40% reported issues related to weed control.
6. Retailers remain very concerned, as they have since 2017, about how the continued off target movement will impact the industry in the long term with the Illinois legislature getting involved, more regulations on all pesticide uses, increased penalties, insurance costs, loss of good operators due to the stress, etc.
7. Consistent with their responses in 2017 and 2018, retailers cite volatility as their #1 suspected cause of off target symptomology, although they do acknowledge other factors as well;
8. Retailers suggested that while training remains a good thing, it does not address the root causes of the issue and due to that, fulfilling the training requirement via on-line programs or through classroom really doesn't make any difference.

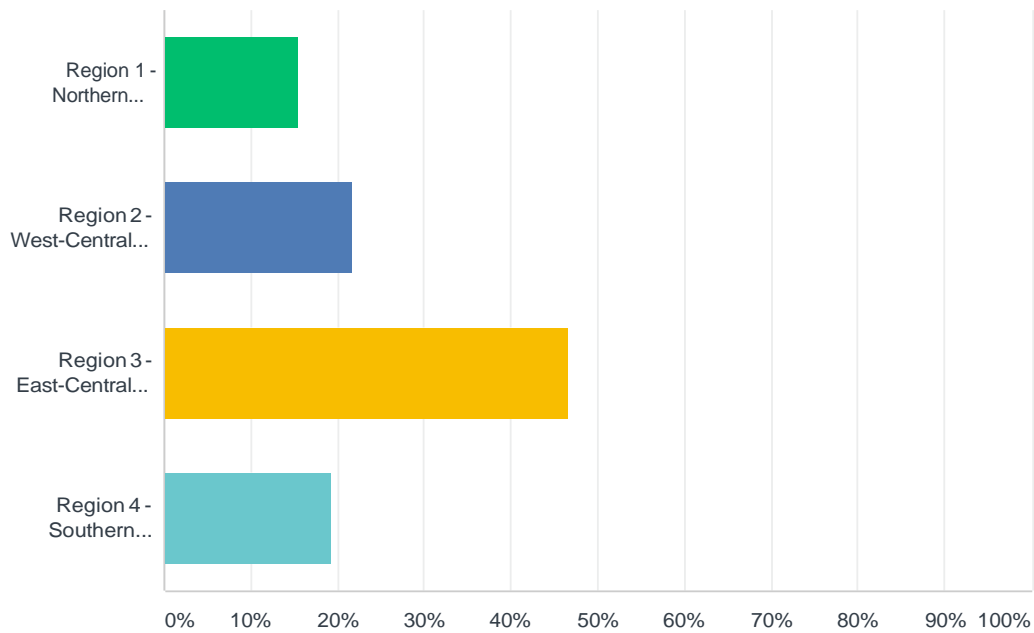
On September 11, 2019 the IFCA Board took a position to support a June 15, 2020 cut-off date for application of dicamba to soybean in 2020. We will communicate our position to the Illinois Department of Agriculture, fellow ag organizations and the University of Illinois and hope to work cooperatively with all interested parties to implement a proactive strategy to manage dicamba on soybean not just in 2020, but for future years as well.

If you have any questions about this survey or IFCA's position on dicamba use in soybean in 2020, please contact IFCA President Jean Payne at (309) 827-2774 or jeanp@ifca.com.

Attachments: Compiled Survey, Regional Survey Results and Survey Comments

Q1 Please select the region or regions in Illinois where you primarily operate as a retailer based on the map provided in this survey.

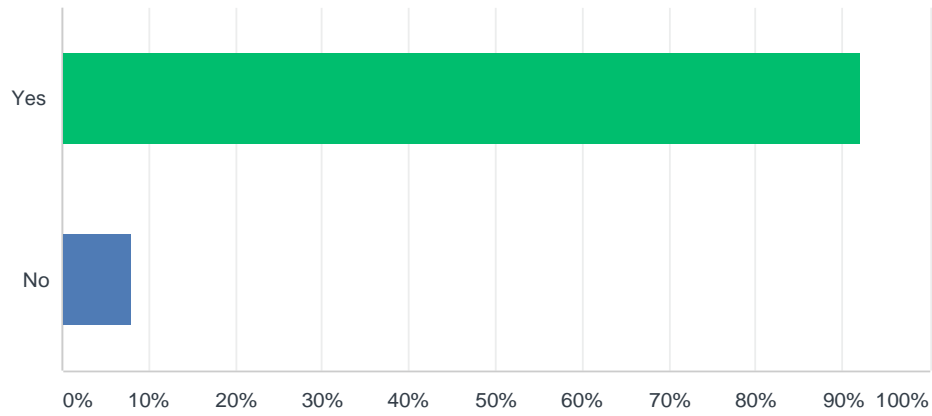
Answered: 238 Skipped: 0



ANSWER CHOICES	RESPONSES	
Region 1 - Northern Illinois	15.55%	37
Region 2 - West-Central Illinois	21.85%	52
Region 3 - East-Central Illinois	46.64%	111
Region 4 - Southern Illinois	19.33%	46
Total Respondents: 238		

Q2 Did you or your company custom apply dicamba to soybean in 2019?

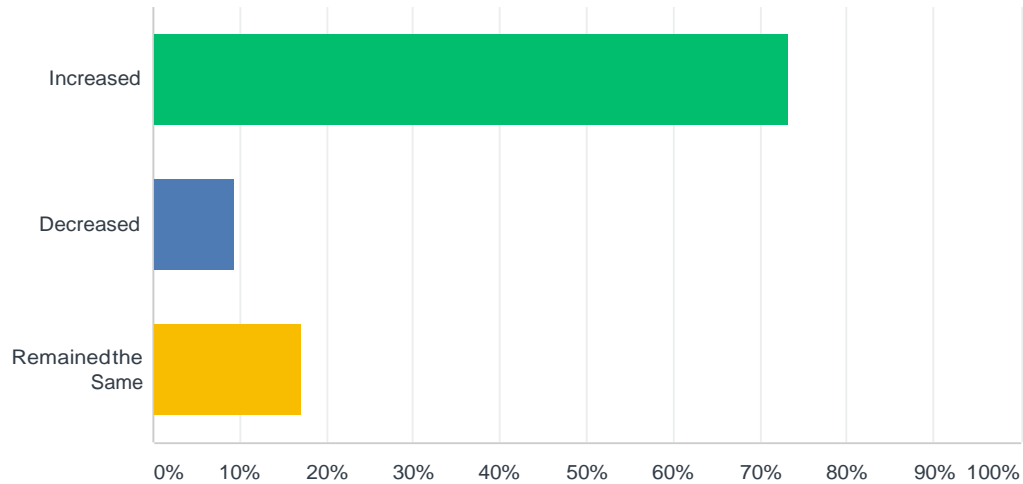
Answered: 237 Skipped: 1



ANSWER CHOICES	RESPONSES	
Yes	91.98%	218
No	8.02%	19
TOTAL		237

Q3 If you answered yes, did the number of acres that you treated with dicamba on soybean increase or decrease compared to acres applied in 2018?

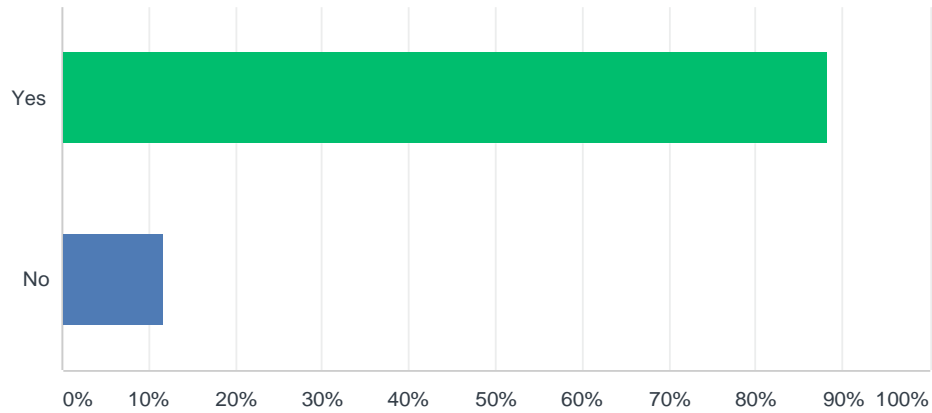
Answered: 221 Skipped: 17



ANSWER CHOICES	RESPONSES	
Increased	73.30%	162
Decreased	9.50%	21
Remained the Same	17.19%	38
TOTAL		221

Q4 Although application cut-off dates do not resolve all potential issues, would you support a cut-off date in 2020 for use of dicamba on soybean given all that is at stake?

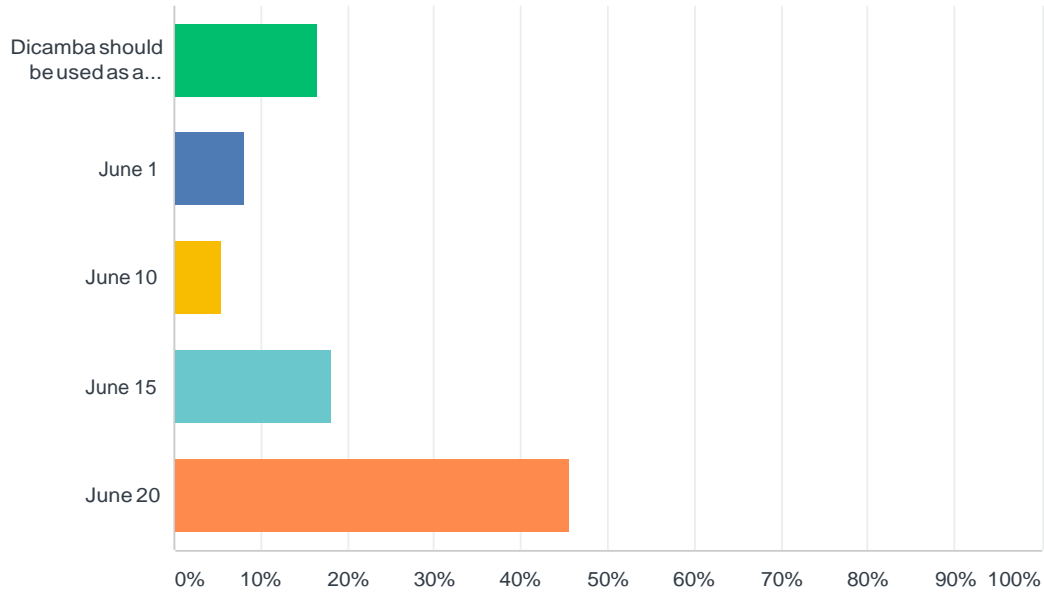
Answered: 238 Skipped: 0



ANSWER CHOICES	RESPONSES	
Yes	88.24%	210
No	11.76%	28
TOTAL		238

Q5 If you answered yes, please indicate your preferred cut-off date for use in soybean, with the understanding that the R1 and 45 day after planting restrictions on the label will also remain in effect. Please select one answer.

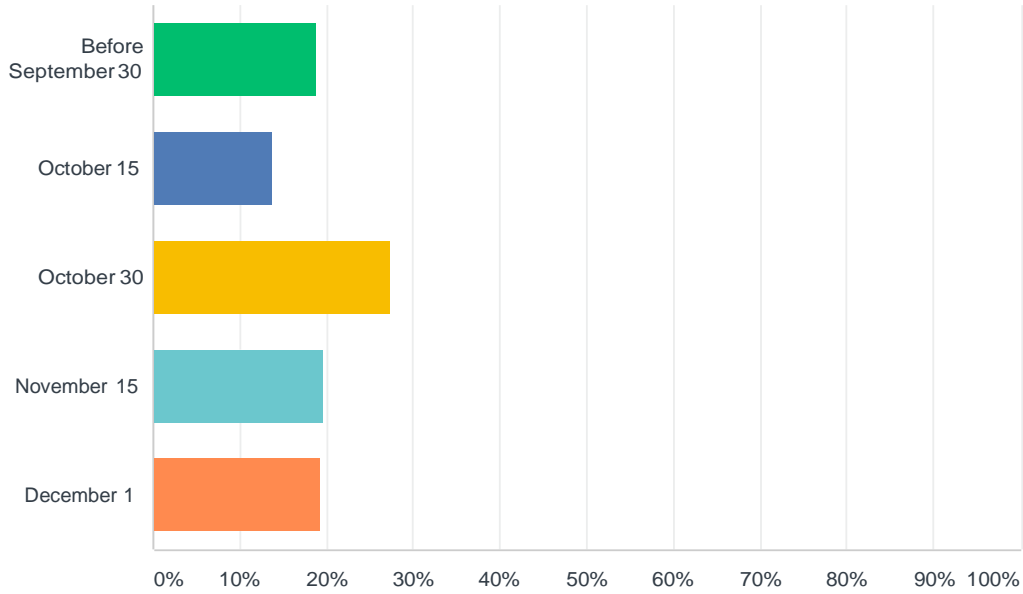
Answered: 219 Skipped: 19



ANSWER CHOICES	RESPONSES	
Dicamba should be used as a burn down or pre-emerge treatment only	16.44%	36
June 1	8.22%	18
June 10	5.48%	12
June 15	18.26%	40
June 20	45.66%	100
TOTAL		219

Q6 What is the latest date that any Illinois dicamba label changes should be announced in order to facilitate decision making for the crop year 2020? Please pick one:

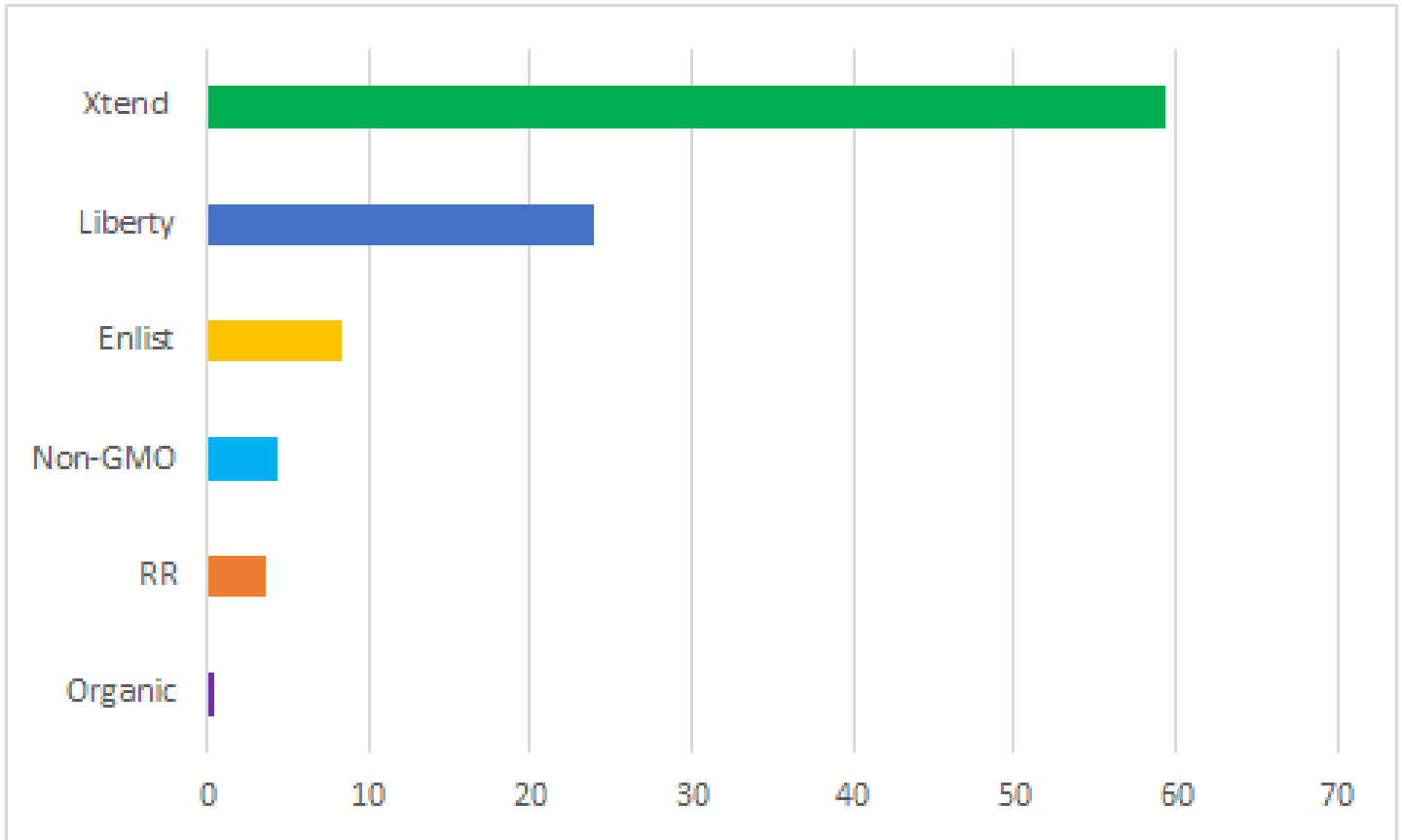
Answered: 238 Skipped: 0



ANSWER CHOICES	RESPONSES	
Before September 30	18.91%	45
October 15	13.87%	33
October 30	27.31%	65
November 15	19.75%	47
December 1	19.33%	46
TOTAL		238

Q7 In 2020, there will be 3 major herbicide platforms for GMO soybeans in Illinois: Liberty, Xtend and Enlist. What % of the following soybean traits do you estimate were planted in your territory? The total should equal 100% (Example: Xtend: 40, Liberty: 40, Enlist: 5, RR: 5, Non-GMO: 5, Organic: 5)

Answered: 236 Skipped: 2

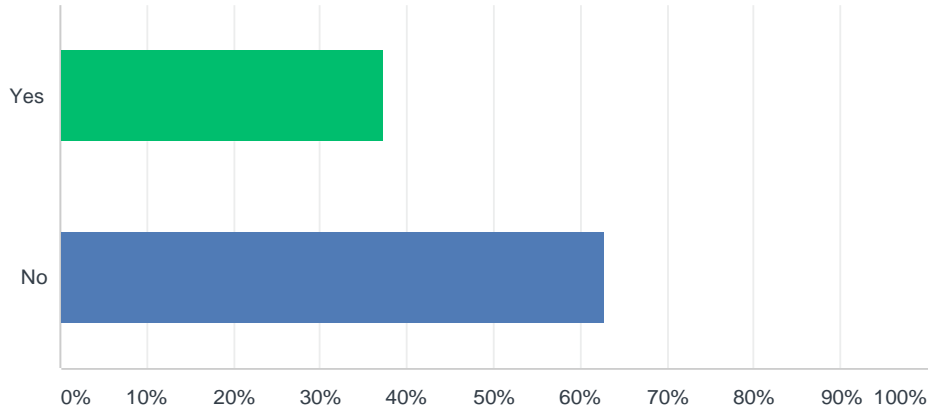


This is the average across all regions

Xtend: 59.44%
Liberty: 23.95%
Enlist: 8.42%
Non-GMO: 4.33%
RR: 3.57%
Organic: 0.49%

Q8 Did you observe any non-performance issues or presumed resistance to dicamba in Xtend soybean fields this year? If you said "yes", please provide comments on your observations.

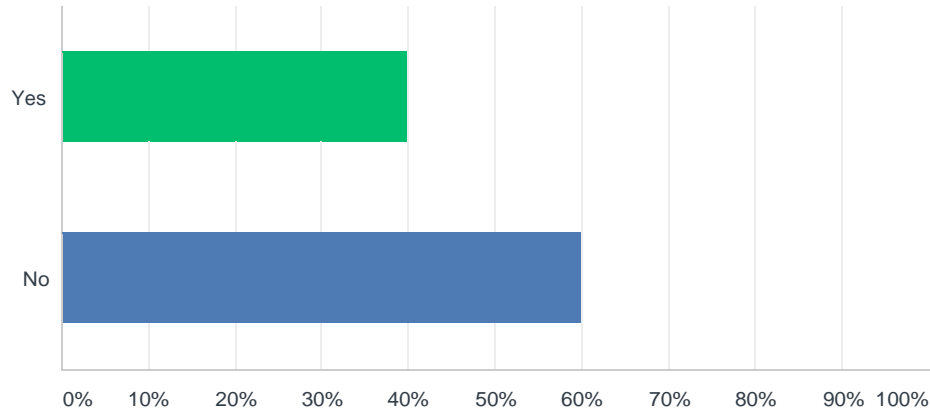
Answered: 234 Skipped: 4



ANSWER CHOICES	RESPONSES	
Yes	37.18%	87
No	62.82%	147
TOTAL		234

Q9 Based on your crop observations today, do you believe that yield will be negatively impacted by dicamba symptomology on any of the non DT beans in your area?

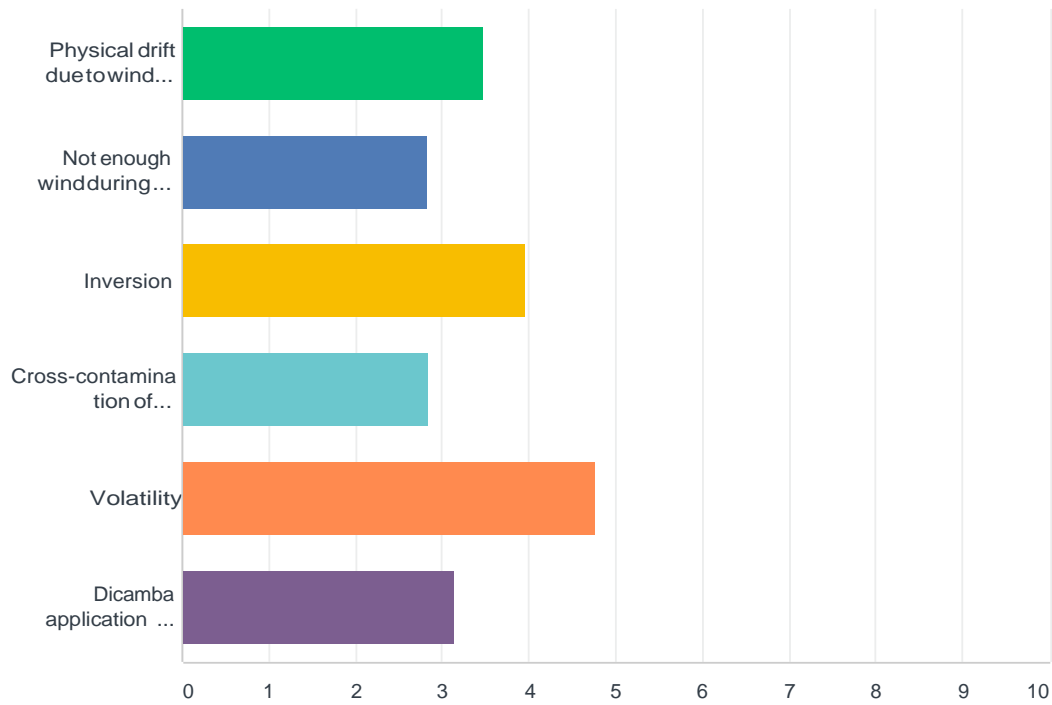
Answered: 238 Skipped: 0



ANSWER CHOICES	RESPONSES	
Yes	39.92%	95
No	59.66%	142
TOTAL		238

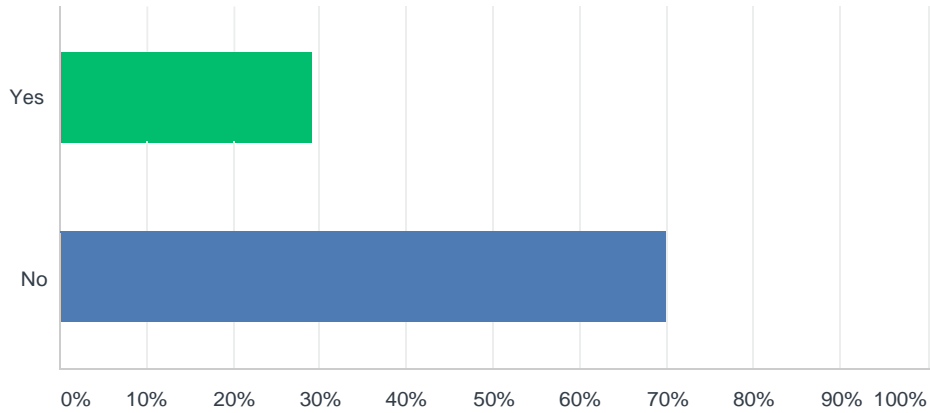
Q10 Based on your dicamba application experience this year, what do you believe were the primary factors in causing symptomology in non DT soybeans this year?

Answered: 234 Skipped: 4



Q11 Did you observe dicamba symptomology on sensitive plants or crops other than on soybean?

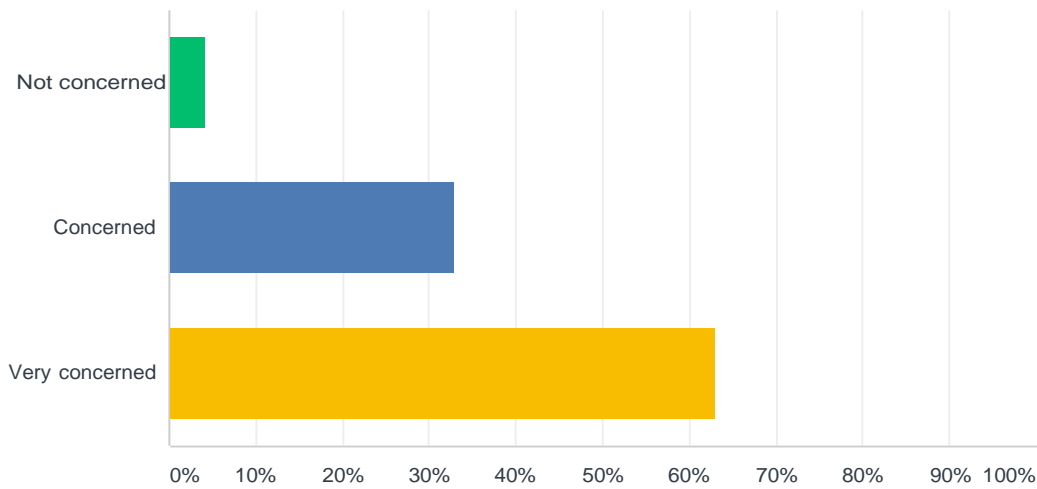
Answered: 237 Skipped: 1



ANSWER CHOICES	RESPONSES	
Yes	29.11%	69
No	70.89%	168
TOTAL		237

Q12 Indicate your level of concern that the issues with dicamba may result in state legislative action not just regarding use of this product, but on all other pesticide applications including insecticides. This includes things such as pre-notification requirements, increased penalties on misuse findings, mandated buffers, turning regulatory control back over to local units of government, and generally more recordkeeping or documentation on all pesticide applications (IFCA note: all of these concepts have already been proposed at various times at the Capitol even prior to the issues that have arisen pertaining to dicamba use on soybean)

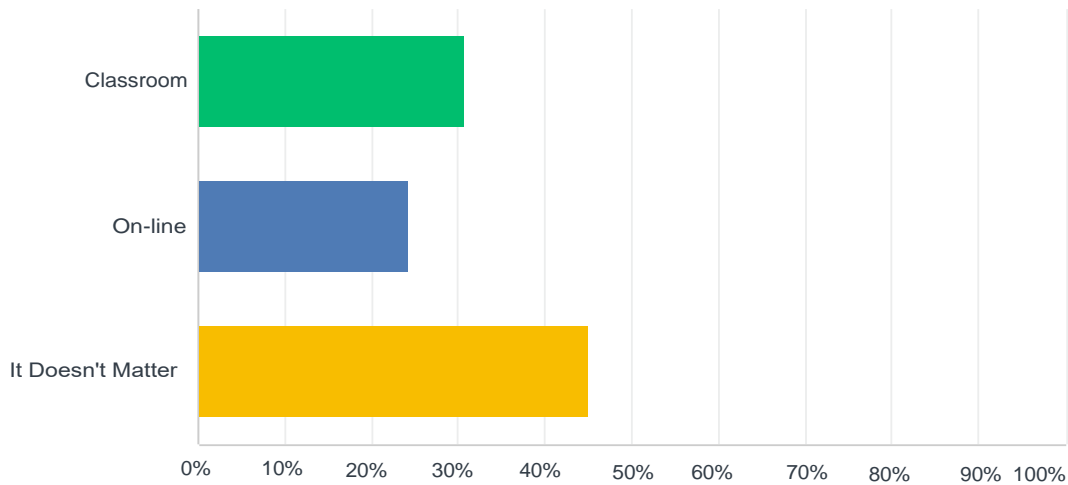
Answered: 238 Skipped: 0



ANSWER CHOICES	RESPONSES	
Not concerned	4.20%	10
Concerned	32.77%	78
Very concerned	63.03%	150
TOTAL		238

Q13 Dicamba use in 2020 will again require mandated dicamba training. Based on your experience with dicamba training the past two years, what do you suggest is the best way to offer training?

Answered: 238 Skipped: 0



ANSWER CHOICES	RESPONSES	
Classroom	30.67%	73
On-line	24.37%	58
It doesn't matter	44.96%	107
TOTAL		238